

CA EFT KIT

LOAD RESISTORS FOR EFT/BURST VERIFICATION



FOR TESTS ACCORDING TO ...

- > EN 61000-4-4
- > IEC 61000-4-4
- > ISO 7637-1:1990
- > ISO 7637-2:1990
- > ISO 7637-2:2004
- > ISO 7637-2:2011
- > ISO 7637-3:1995
- > ISO 7637-3:2007

CALIBRATION SET FOR EFT/BURST GENERATORS







The pulse shape of EFT/burst generators designed as per IEC 61000-4-4 have to be verified both into a 50ohm and a 1,000ohm load at the 50ohm coaxial HV output as well into 50ohm load at the output of the coupling network where the DUT is connected when testing mains supply lines.

The CA EFT kit includes the load resistors and a set of adapter to connect the coaxial matching resistors appropriately to the DUT output port.

HIGHLIGHTS

- > Calibration kit as per IEC 61000-4-4
- > Also used as per ISO 7637, Annex D
- > 50ohm load resistor included
- > 1,000ohm load resistor included
- > Adapters provided to adapt the load resistors to the output of the coupling network for easy measurement

APPLICATION AREAS

- | | |
|--|---|
|  AUTOMOTIVE |  RESIDENTIAL |
|  INDUSTRY | |
|  MEDICAL | |
|  BROADCAST | |
|  TELECOM | |

TECHNICAL DETAILS

KW50

MEASURING EXAMPLE USING THE KW 50

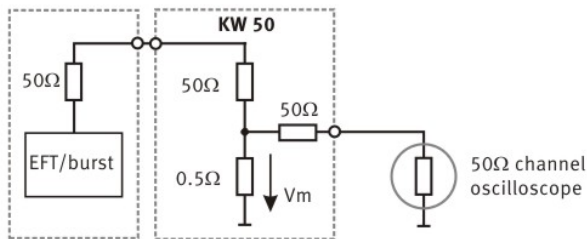
Open circuit voltage setting at the EFT/burst generator (50ohm output): 2,000V

Resulting output voltage across the 50ohm matching resistor: 1,000V.

Measuring voltage V_m : 10V

Measured voltage considering the 50ohm input impedance of the oscilloscope: 5V

Resulting attenuation (theoretical): 400:1



KW1000

MEASURING EXAMPLE USING THE KW 1000

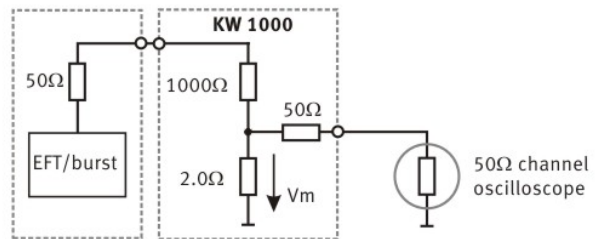
Open circuit voltage setting at the EFT generator (50ohm output): 2,000V

Resulting output voltage across the 1,000ohm matching resistor: 1,905V

Measuring voltage V_m : 4V

Measured voltage considering the 50ohm input impedance of the oscilloscope: 2V

Resulting attenuation (theoretical): 1,000:1



TECHNICAL DETAILS

KW 50, 50OHM LOAD RESISTOR

TECHNICAL DATA FOR KW 50	
	For EFT/Burst transients only
Input Voltage	Max. 8,000V
Input impedance	50ohm +/-2%
Output impedance	50ohm
Divider ratio	100:1
Dimension	155mm x 26mm x 26mm
Weight	Approx. 150g
	The divider ratio in a 50ohm systems is n = 400

KW 1000, 1KOHM LOAD RESISTOR

TECHNICAL DATA FOR KW 1000	
	For EFT/Burst transients only
Input Voltage	Max. 8,000V
Input impedance	1,000ohm +/-2%, <6pF
Output impedance	50ohm
Divider ratio	500:1
Dimension	155mm x 26mm x 26mm
Weight	Approx. 150g
	The divider ratio in a 50ohm systems is n = 1,000

AD-CA-EFT ADAPTER

TECHNICAL DATA FOR AD-CA-EFT	
Function	Adapter 4mm/6mm to coaxial F103 connector, (to match the coupling network to the load resistor)

OPTIONAL ACCESSORIES

OPTIONS	
ADA-800	Adapter SHV-F103 to match KW 50 and KW 1000 load resistors to the coaxial HV output of the EFT 800 and EFT 500M/N8
CA HFK	Adapter set for capacitive coupling clamp calibration included: - Transducer plate as per IEC 61000-4-4 Ed 3.0 - Support for positioning the KW 50 adapter on 100mm height as the capacitive coupling clamp
AD-MCF EFT	Adapter 4mm/6mm to match KW 50 load resistor to the EUT supply of 1- or 3-phase N-series coupling network with current >32 A

COMPETENCE WHEREVER YOU ARE



CONTACT EM TEST DIRECTLY

Switzerland

AMETEK CTS GmbH › Sternenhofstraße 15 › 4153 Reinach › Switzerland
Phone +41 (0)61 204 41 11 › Fax +41 (0)61 204 41 00
Internet: www.ametek-cts.com › E-mail: sales.conducted.cts@ametek.com

Germany

AMETEK CTS Europe GmbH › Customer Care Center EMEA › Lünener Straße 211
› 59174 Kamen › Germany
Phone +49 (0) 2307 26070-0 › Fax +49 (0) 2307 17050
Internet: www.ametek-cts.com › E-mail: info.cts.de@ametek.com

Poland

AMETEK CTS Europe GmbH › Biuro w Polsce › ul. Twarda 44 › 00-831 Warsaw › Poland
Phone +48 (0) 518 643 12
Internet: www.ametek-cts.com › E-mail: Infopolska.cts@ametek.com

USA / Canada

AMETEK CTS US › 52 Mayfield Ave › Edison › NJ 08837 › USA
Phone +1 732 417 0501
Internet: www.ametek-cts.com › E-mail: usasales.cts@ametek.com

P.R. China

AMETEK Commercial Enterprise (Shanghai) Co. Ltd. › Beijing Branch › Western Section, 2nd floor › Jing Dong Fang Building (B10) › Chaoyang District › Beijing, China, 100015
Phone +86 10 8526 2111 › Fax +86 (0)10 82 67 62 38
Internet: www.ametek-cts.com › E-mail: chinasales@ametek.com

Republic of Korea

EM TEST Korea Limited › #405 › WooYeon Plaza › #986-8 › YoungDeok-dong › Giheung-gu › Yongin-si › Gyeonggi-do › Korea
Phone +82 (31) 216 8616 › Fax +82 (31) 216 8616
Internet: www.emtest.co.kr › E-mail: sales@emtest.co.kr

Singapore

AMETEK Singapore Pte. Ltd › No. 43 Changi South Avenue 2 › 04-01 Singapore 48164
Internet: www.ametek-cts.com › E-mail: singaporesales.cts@ametek.com

Great Britain

AMETEK GB › 5 Ashville Way › Molly Millars Lane › Wokingham › Berkshire RG41 2 PL › Great Britain
Phone +44 845 074 0660
Internet: www.ametek-cts.com

Information about scope of delivery, visual design and technical data correspond with the state of development at time of release. Subject to change without further notice.